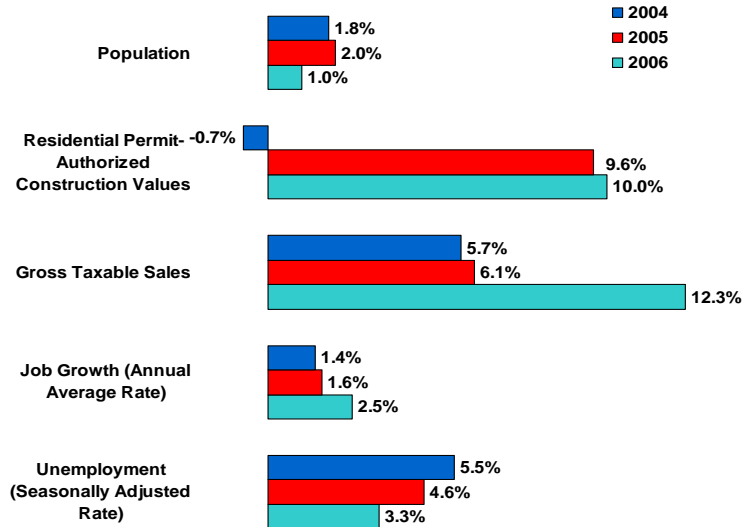


Weber County Economic Indicators
Annual Percent Change



Source: Utah Department of Workforce Services

2006 Economic Condition and Results of Operations

Weber County continues to benefit from the robust economic growth seen along the Wasatch Front. During 2006, strong construction and consumer spending caused gross taxable sales to grow 12.3%, which was double last year's rate. Unemployment plunged to 3.3%, and annual job growth averaged 2.5%. New residential projects comprised nearly 65% of total new construction in the County and increased 10% over 2005, while total new construction values jumped 16.3% to reach \$324 million.

Weber County's strong economy contributed to growth in total revenues of \$8.3 million or 9.1% over the prior year, led by property and sales tax growth of \$1.9 million and \$2.8 million, respectively. Total expenditures increased \$6.0 million or 6.9% over last year due to higher personnel costs as well as nearly \$3 million in RAMP grants that the County disbursed to local governments and non-profit groups in the County's first full year of the RAMP program.

The County issued \$6.95 million of sales tax revenue bonds in December 2006 for construction of a new library building in Washington Terrace. These bonds received a "AAA" rating from Standard & Poors, the highest rating possible, because of the County's strong sales tax growth, low debt levels, and sound financial management policies. In the last three years, Weber County has refinanced nearly 50% of its outstanding bonded debt to save a total of \$2.9 million over the next 14 years. The County will refinance another \$26.8 million in bonds this September to save an additional \$217 thousand per year over the next 12 years.



CLERK/AUDITOR'S MESSAGE

This annual Report to Citizens is compiled by the Weber County Clerk/Auditor's Office to provide you with summary information regarding the financial activities of the County in an easy-to-understand fashion. We are pleased to have citizens and customers who care about their County, and we hope this information will help residents become better informed about the financial condition of their county government.

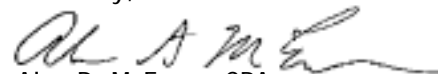
Weber County's population continues to grow. This growth has sustained the local market for residential housing and retail businesses, which in turn provides a steady source of property and sales taxes to fund essential county services. Grants and other intergovernmental revenues also continue to cover a large share of the government's costs. Weber County's officials are committed to following sound budget management practices to keep the County's finances stable and tax rates as low as possible.

For fifteen consecutive years, Weber County has earned national recognition by receiving the prestigious Government Finance Officers Association (GFOA) Certificate of Achievement for Excellence in Financial Reporting. The GFOA certificate is the highest form of recognition in state and local government accounting and financial reporting. We are committed to this effort, and we intend to maintain a highly qualified and professional staff to make this certification possible.

Appreciation is extended to the Clerk/Auditor staff who devote their time, effort, and expertise each year in preparation of the Comprehensive Annual Financial Report (CAFR). Anyone desiring a copy of the CAFR may contact our office in the Weber Center, 2380 Washington Blvd., Suite 320, Ogden, Utah 84401. We can also be reached by telephone at 399-8400, or visit us online at www1.co.weber.ut.us/Clerk_Auditor.


The Report to Citizens is a limited project for which we encourage your continued input and support.

Sincerely,


Alan D. McEwan, CPA
Clerk/Auditor



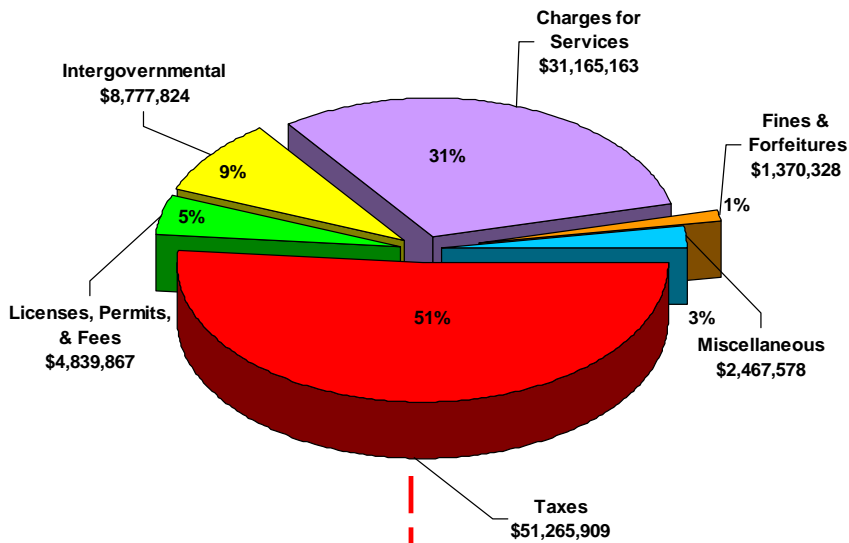
REPORT TO CITIZENS
Weber County Clerk/Auditor
2006 Financial Performance Summary



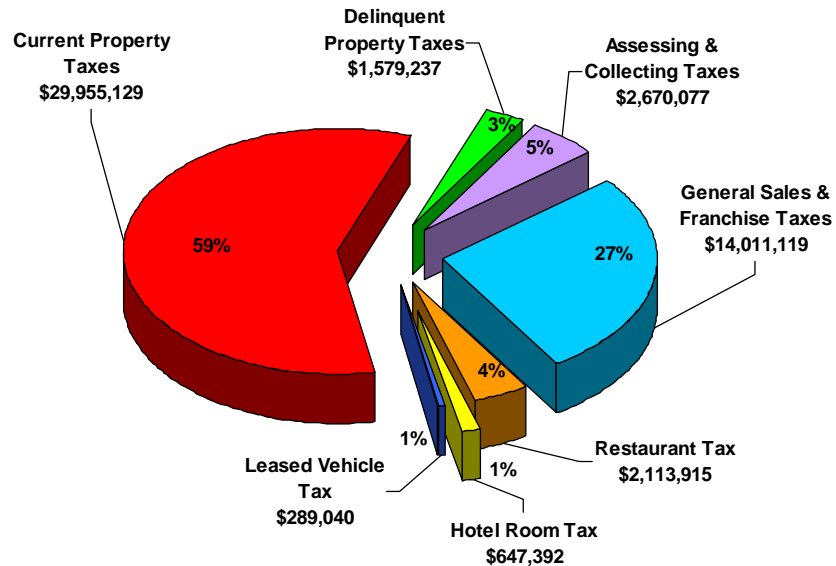
June 2007

REVENUES

Where County Dollars Come From



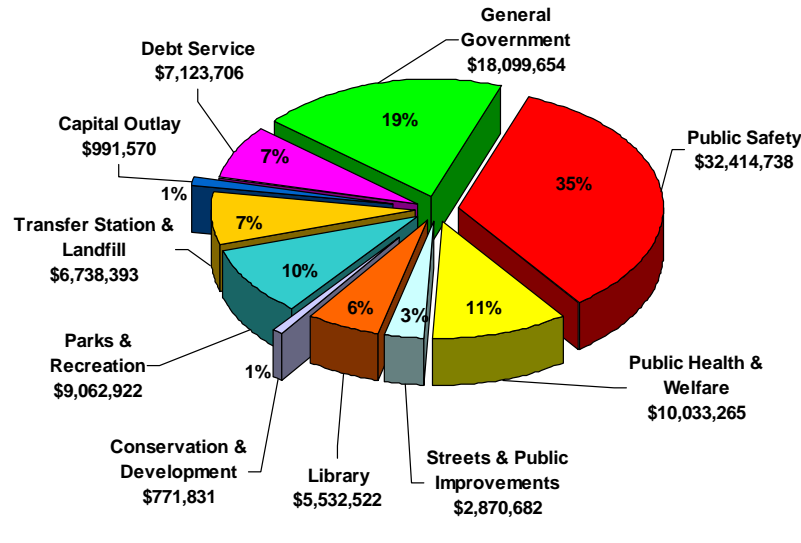
Taxes in Greater Detail



Total 2006 Revenue: \$ 99,886,669

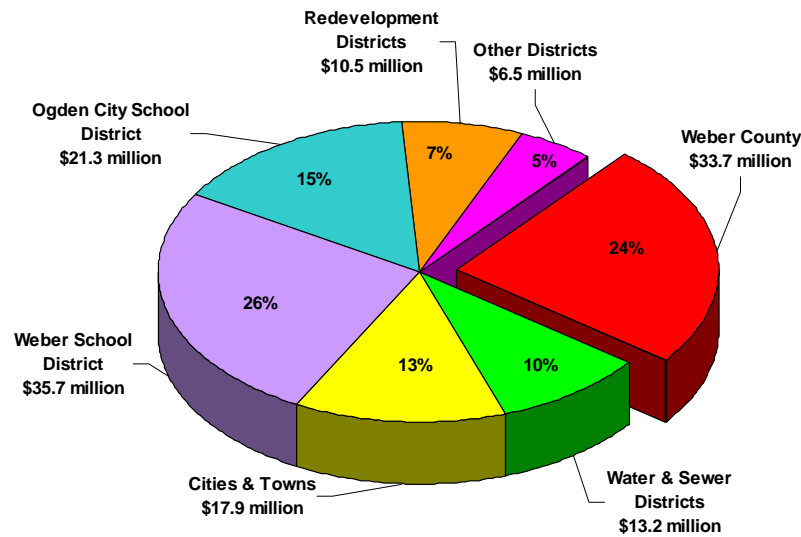
EXPENDITURES

Where County Dollars Go



Total 2006 Expenditures: \$ 93,639,283

Where Property Tax Dollars Go

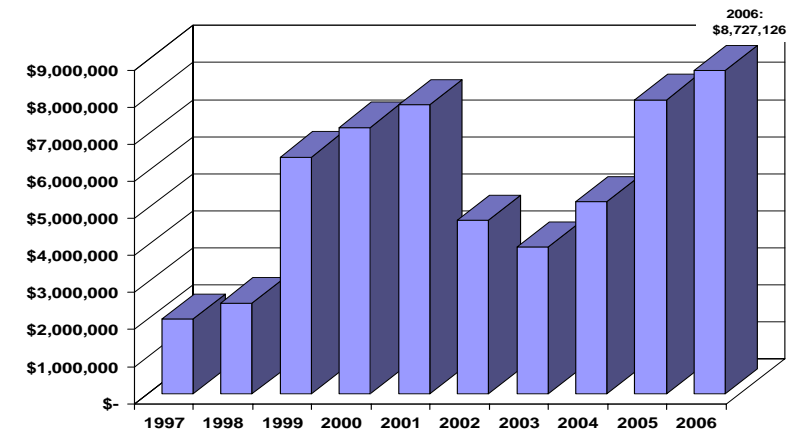


Total 2006 Property Taxes Charged: \$ 138,770,931

GENERAL FUND

The General Fund accounts for the general and administrative operations of the County including public safety, corrections, criminal prosecution, elections, recreation, information technology, and the departments of all elected officials. The fund balance contains amounts that can be used to run county government in the near term as well as reserves held for future contingencies. During 2006, the unreserved fund balance increased \$780 thousand or 10% due to strong growth in property and sales taxes revenues and limited growth in expenditures. The unreserved fund balance of \$8.7 million equals 15% of the current year's revenues.

What is the Ten Year Trend in the General Fund Unreserved Balance?



What is the Ten Year Trend in the General Fund Property Tax Rate?

