

WEBER COUNTY SHERIFF'S OFFICE
HOOPER CITY
MONTHLY STATISTICS



FEBRUARY 2010

Calls for Service that generated a police report

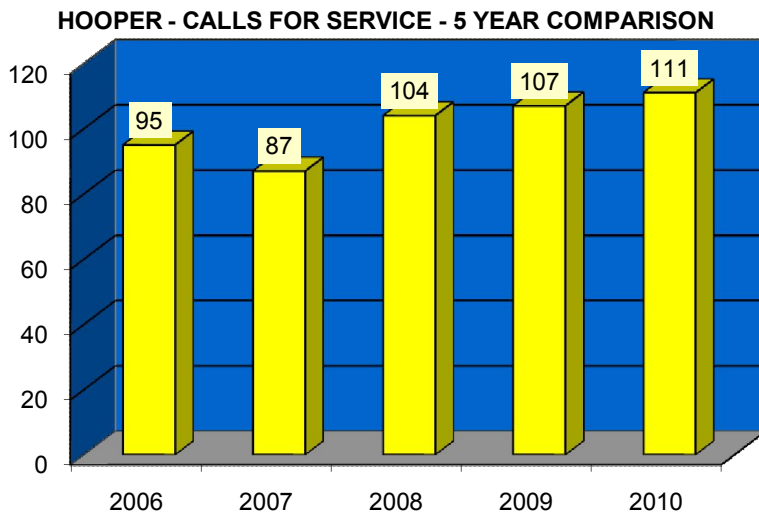
**REPORTS GENERATED FOR HOOPER CITY
FOR THE MONTH OF FEBRUARY 2010**

ASLT-INTIM/THREATS/TELEPHONIC	1
ASLT-INTIMIDATION/STALKING	1
BURG-FORCED ENTRY RESIDENCE	2
CRIM MISCHIE-PRIVATE	2
FAM OFF-DOM VIOL NON CRIMINAL	2
FRAUD-BY WIRE	1
LARC-FROM BUILDING	2
LARC-FROM YARDS	2
OBST JUD-FAIL TO APPEAR/PERJUR	1
PRIV-TRESPASS	1
PUB ORD - PARK VIOLATION	1
PUB ORD-CITIZEN ASSIST	1
PUB ORD-CIVIL CASES/DISPUTES	3
PUB ORD-FOUND PROPERTY	1
PUB ORD-LOST PROP	1
PUB ORD-MISSING JUVENILE	1
PUB ORD-SUICIDE ATTEMPT	2
PUB ORD-SUICIDE THREATENED	1
PUB PEACE-ANIMAL PROBLEMS	3
PUB PEACE-DIST THE PEACE	2
PUB PEACE-HARASSING COMMUNICAT	2
PUB PEACE-SUSP ACTIVITY	2
PUB RELA - COMMUNITY POLICING	6
SERVICE-911 CALL - UNKNOWN	1
SERVICE-ASSIST OJ	2
SERVICE-MEDICAL ASSIST	3
SERVICE-WELFARE CHECK	1
STOLEN VEH-OTHER MTR VEHS	1
TRAF OFF-ABANDONED VEHICLE	2
TRAF OFF-ACCIDENT PI	1
TRAF OFF-RECKLES/CARELES DRIVI	1
TRAF-DRIV UNDER DRUGS/CLASS B	1
TRAF-REPORTABLE ACCIDENT	1
TOTAL	55

HOOPER CITY * CALLS FOR SERVICE FOR THE MONTH OF FEBRUARY 2010

*Calls that were received at our dispatch center and were dispatched out

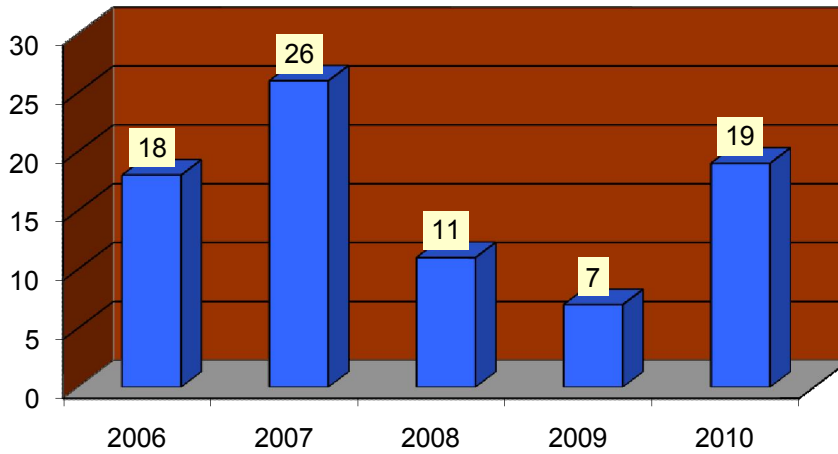
95	87	104	107	111
2006	2007	2008	2009	2010




**HOOPER CITY CITATION 5 YEAR COMPARISON
FOR THE MONTH OF FEBRUARY - 2010**

18	26	11	7	19
2006	2007	2008	2009	2010

HOOPER - CITATION - 5 YEAR COMPARISON



HOOPER CITY CRIME CLOCK FEBRUARY 2010



ASSAULT One assault occurs every 14 day:

THEFT One theft occurs every 7 days

BURGLARY One burglary occurs every 14 c

**BURGLARY - MOST OCCURRED ON WEEKENDS
WITH THE TIME FRAME RANGING FROM 3:30 A.M. TO 9:30 A.M.**

**THEFT - MOST OCCURRED DURING THE FIRST PART OF THE WEEK
OCCURRING BETWEEN 2:30 A.M. AND 4:00 A.M.**

**ASSAULTS - MOST OCCURRED ON MONDAYS AND SATURDAYS
OCCURRING MOST FREQUENTLY BETWEEN 1:00 P.M. AND 11:00 P.M.**

s

lays